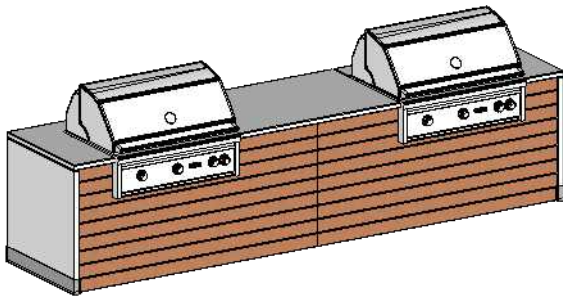




HYDE CONCRETE
 8249 WATERFORD RD, UNIT A
 PASADENA, MD 21122
 Office: 410.349.0008
 www.hydeconcrete.com



ISOMETRIC VIEW

GRILL OPTIONS (GRILL SOLD SEPARATELY)

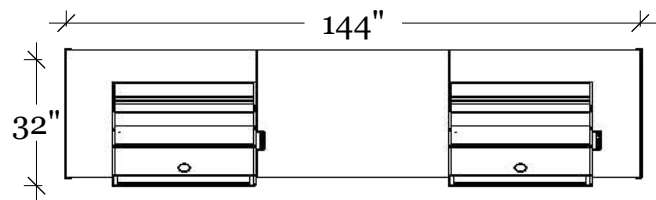
1. 0, 1 OR 2
2. LEFT OR RIGHT, BOTH OR NONE

FRONT PANEL OPTIONS

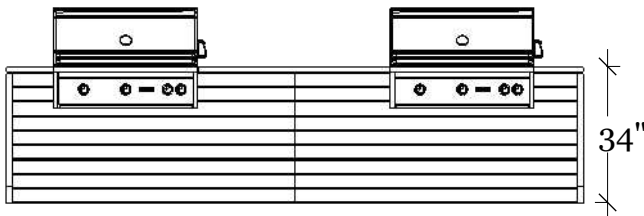
1. IPE WOOD
2. CONCRETE SCRATCH PANEL

CONCRETE COLOR OPTIONS

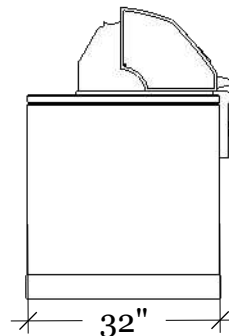
1. SAIL CLOTH (WHITE)
2. CONCRETE GRAY



TOP VIEW



FRONT VIEW



SIDE VIEW

SPECIFICATIONS

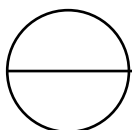
WEIGHT: ~1,200lbs

MATERIAL

- PANELS: GLASS FIBER REINFORCED CONCRETE
- FRAME: STEEL
- FRONT PANELS: IPE WOOD OR GLASS FIBER REINFORCED CONCRETE
- TRIM: ALUMINUM

NOTES:

1. Installation to be completed in accordance with manufacturer's specifications.
2. Do not scale drawing.
3. This drawing is intended for use by architects, engineers, contractors, consultants and design professionals for planning purposes only. This drawing may not be used for construction.
4. All information contained herein was current at the time of development but must be reviewed and approved by the product manufacturer to be considered accurate.
5. Contractors note: For product and company information visit www.hydeconcrete.com



CASCADE

12' GRILL STATION